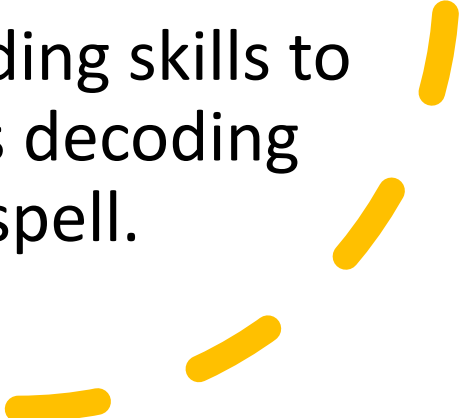




# Year 1

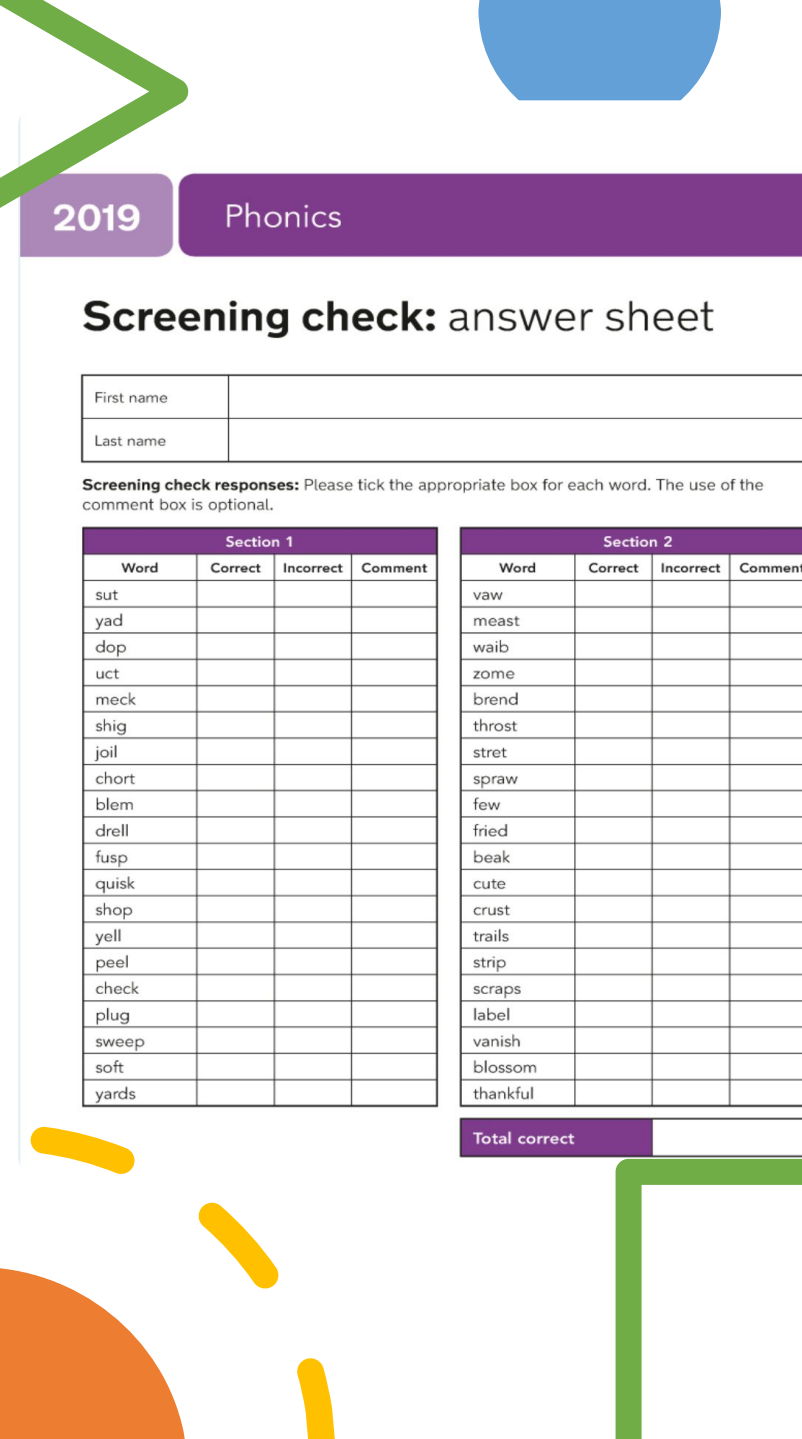
Phonics Screening Test

# What is the Phonics Screening Check?

- Children in Year 1 throughout the country will all be taking part in a phonics screening check during the same week in June.
  - Children in Year 2 will also take the check if they did not achieve the required result in Year 1 or they have not taken the test before.
  - The phonics screening check is designed to confirm whether individual children have learnt phonic decoding and blending skills to an appropriate standard. Phonics decoding helps children learn to read and spell.
- 

# What Happens During the Screening?

- The test contains 40 words. Each child will sit one to – one and read each word aloud to a teacher. The test will take approximately 10 minutes per child, although all children are different and will complete the check at their own pace. The list of words the children read is a combination of 20 real words and 20 pseudo words (nonsense words).



2019 Phonics

## Screening check: answer sheet

First name			
Last name			

**Screening check responses:** Please tick the appropriate box for each word. The use of the comment box is optional.


Section 1				Section 2			
Word	Correct	Incorrect	Comment	Word	Correct	Incorrect	Comment
sut				vaw			
yad				meast			
dop				waib			
uct				zome			
meck				brend			
shig				throst			
joil				stret			
chort				spraw			
blem				few			
drell				fried			
fusp				beak			
quisk				cute			
shop				crust			
yell				trails			
peel				strip			
check				scraps			
plug				label			
sweep				vanish			
soft				blossom			
yards				thankful			

Total correct	
---------------	--


ot



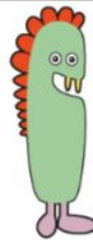
vap



osk



ect




# Pseudo Words (Nonsense Words)

- The pseudo words will be shown to your child with a picture of an alien. This provides the children with a context for the pseudo word which is independent from any existing vocabulary they may have. Pseudo words are included because they will be new to all pupils; they do not favour children with a good vocabulary knowledge or visual memory of words.



## Reporting to Parents

- By the end of the summer term all schools must report each child's results to their parents. They will also confirm if the child has met the standard threshold. Children who do not achieve the expected level will retake the test when they are in Year 2.
- 

# How you can help at home

- The most important thing you can do, to help support your child with reading, is to read with them. Listening to your child read is important but reading to them is just as important. If they hear you read, they are hearing how to pronounce unfamiliar words and are developing new vocabulary.
- When you listen to your child read, allow them time to attempt to decode unfamiliar words themselves, before stepping in to help them. If you find your child is struggling to decode a word, you can help by pointing out the sounds (not the letters) in a word. For example, the word 'deep' would be 'd-ee-p' and 'night' would be
- 'n-igh-t'.

# Websites

- If you have access to the internet, there are many free phonics games the children can play.
- [www.phonicsplay.co.uk](http://www.phonicsplay.co.uk)
- [www.boostlearning.co.uk](http://www.boostlearning.co.uk)
- <https://letters-and-sounds.com>

